

2015 – 2016

PRODUCT CATALOGUE

QUALITY • ORIGINAL • INDIVIDUAL



MODERNÍ
ŠKOLA



Dear business partners

We would like to present you our new 2015/16 catalogue. Even this year, we are bringing some news concerning our production portfolio, such as new types of desks, tables and chairs, and the newest on the Czech market - i3 products. Of course, we did not forget about popular and traditional standardised furniture for schools of all types, equipment for school canteens, locker rooms, nursery schools and kindergartens. Further, we provide complete realisations of turn-key projects for special classrooms and laboratories.

Our company, Moderní škola s.r.o., is a dynamic manufacturing concern with more than ten years of experience with development and sales of school furniture. Our primary goal is a satisfied customer, with whom we want to be a stable business partner. We pride ourselves on the quality of the materials used, safety and healthy sitting. All our products are manufactured in accordance with Czech and European standards EN 1729. We provide our clients with personalised services, including counselling, on-site measurements, graphical visualisation and consults with design department. We guarantee intensive and comprehensive solutions to any problem. Due to all these factors, we maintain the position of the leading manufacturer of school furniture in the Czech Republic and Europe, and last but not least, we would like to continue to strengthen our position in the Czech and Global market.

In this manner, we would like to sincerely thank our existing customers and business partners, and we look forward to further cooperation.

WHY CHOOSE OUR COMPANY?

high quality products

production company with traditional

free on-site measurements

technical consultation

free graphic design and price quotation

free delivery on orders over czk 50,000

turn-key project realizations

compensation

link: www.moderniskola.eu

CONTENT

FOREWORD	3
ERGONOMICS	6

SCHOOL AND OFFICE CHAIRS 9

SCHOOL CHAIRS	10
STOOLS	14
SWIVEL CHAIRS	16
TEACHER'S CHAIRS	17
DINING CHAIRS	18
ALL-WOOD CHAIRS	19
CONFERENCE CHAIRS	20
OFFICE CHAIRS	21
MULTI SEATS	23



SCHOOL AND OFFICE TABLES 25

SCHOOL DESKS	26
TEACHER'S TABLES	32
MULTIMEDIA TABLES	33
OFFICE TABLES	34
OFFICE ACCESSORIES, PEDESTALS	36
TABLES FOR LANGUAGE CLASSROOMS	38
LANGUAGE CLASSROOMS	39
PC TABLES	40
WORKBENCHES	41
DINING TABLES	42
ALL-WOOD TABLES	44
VARIABLE TABLES WITH METAL BASE	46





WHITEBOARDS AND INTERACTIVE PRODUCTS 49

MEASURING SYSTEM NEULOG	50
INTERACTIVE WHITEBOARDS I3	52
INTERACTIVE WHITEBOARDS I3 DUO	53
INTERACTIVE WHITEBOARDS TRIPTYCH	54
PROJECTORS	55
ELECTRIC WALL MOUNT I3	56
LCD AND ACCESSORIES	57
WHITEBOARDS ON PYLON	58
CERAMIC BOARDS AND WALL MOUNTS	59
CERAMIC BOARDS AND ACCESSORIES	61



CUPBOARDS AND CLOAKROOM 63

WOODEN CABINETS WITH A METAL BRACES	64
ALL-WOOD CABINETS WITH COLOUR DOORS	70
MIKI	72
WOODEN WARDROBES	73
METAL LOCKERS	74
METAL LOCKERS WITH PRINTING	78
CLOAKROOM ACCESSORIES	80



SCIENCE CLASSROOMS 82

AUDITORIUM AND LECTURE ROOMS 86

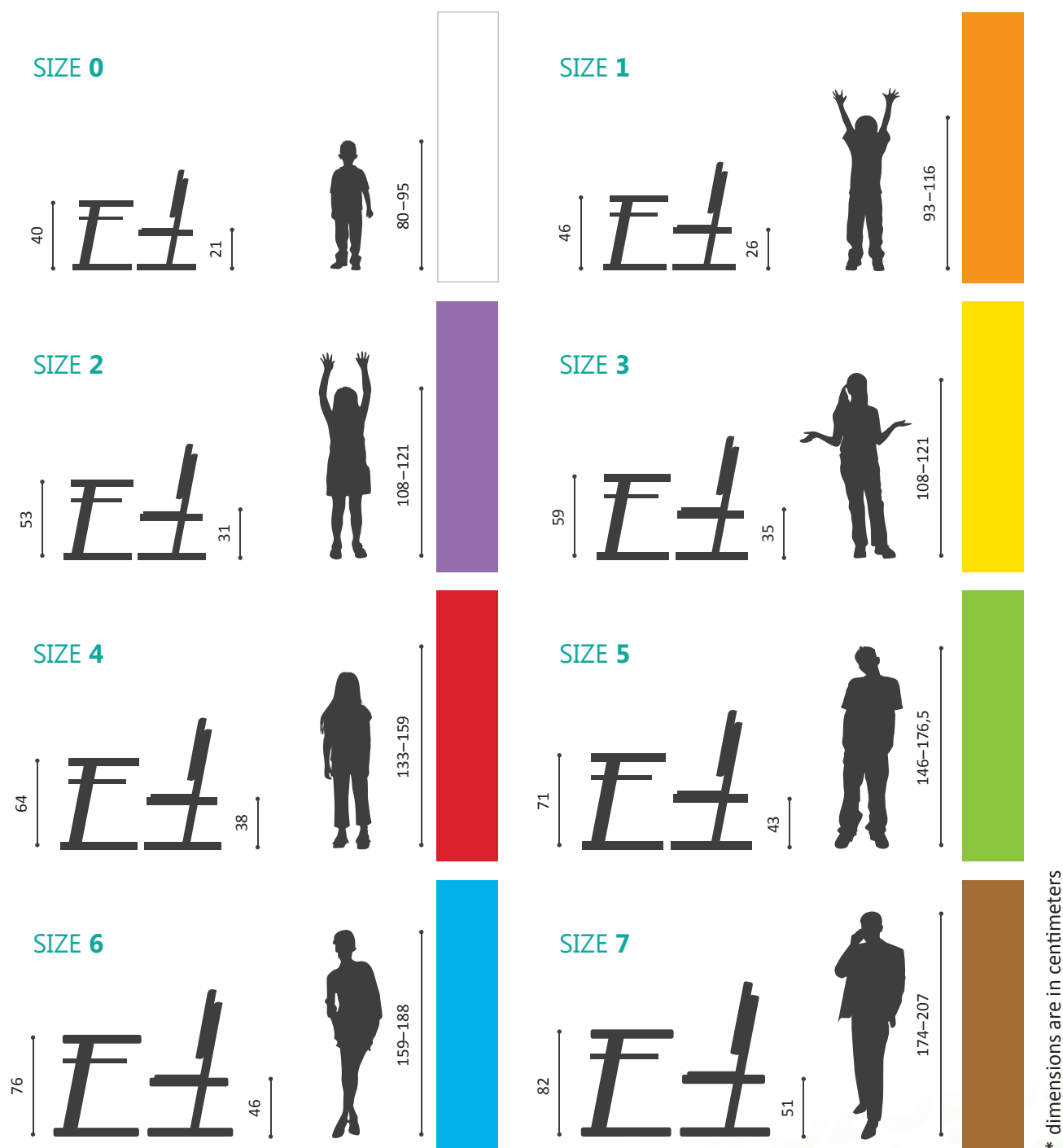
SWATCHES 88

ERGONOMICS

All products are manufactured with maximum emphasis on ergonomics, quality materials and durability.

CHILDREN DESERVE OUR HIGHEST ATTENTION AND THIS APPLIES TO HEALTHY SITTING. FOR THIS REASON YOU WILL FIND IN OUR OFFER MANY PRODUCTS IN HEIGHT ADJUSTABLE VARIANTS.

Individual parameters comply to EN 1729-1 standard.









SCHOOL AND OFFICE CHAIRS

School chairs	10
Stools	14
Swivel chairs	16
Teacher's chair	17
Dining chairs	18
All-wood chairs	19
Conference chairs	20
Office chairs	21
Multi seats	23

SCHOOL AND OFFICE CHAIRS

For our company Moderní škola s.r.o., ergonomics for healthy sitting is a number one priority. The school furniture is manufactured so that its height corresponds with the height of pupils. We offer **fixed and adjustable chairs** accordant with EN 1729. The **all-welded** chair frame is made of steel profiles. The surface of the metal frame is **powder-coated** with RAL colours. Seats and backrests are made of **beech plywood** covered with polyurethane varnish or **upholstery** according to the pattern book. Also, there is a option with **plastic seat and backrest**. The seat has a crease on the spot and rounding in the **front - brim**. The **backrest is shaped in two directions so that it best fits the anatomy of the body.**

*Complete offer
on our website!*

www.moderniskola.eu

SCHOOL CHAIRS



MONA

DESCRIPTION

Fixed chair, waterfall seat edge

BEECH SEAT AND BACK

Size 2, 3, 4, 5, 6, 7

WITH HAND HOLE

Size 2, 3, 4, 5, 6, 7

CODE

100/size

100J/size



MONA FLEX

DESCRIPTION

Height adjustable chair, waterfall seat edge

BEECH SEAT AND BACK

Size 3 - 5, 4 - 6, 5 - 7

ULPHOLSTERED SEAT AND BACK

Size 3 - 5, 4 - 6, 5 - 7

CODE

101/size

101/L/size



MONA

DESCRIPTION

Fixed chair, waterfall seat edge

ULPHOLSTERED SEAT AND BACK

Size 2, 3, 4, 5, 6, 7

CODE

100/L/size



new!



MONA POLY

DESCRIPTION

Fixed chair, creme seat and back

POLYPROPYLENE SEAT AND BACK

Size 5, 6

CODE

100/size/PL



new!



MONA POLY

DESCRIPTION

Fixed chair, blue seat and back

POLYPROPYLENE SEAT AND BACK

Size 5, 6

CODE

100/size/PL



new!



MONA POLY FLEX

DESCRIPTION

Height adjustable chair, blue seat and back

POLYPROPYLENE SEAT AND BACK

Size 4 - 6

CODE

101/4-6/PL

SCHOOL CHAIRS



KAPA

DESCRIPTION

Fixed chair, waterfall seat edge

BEECH SEAT AND BACK

Size 2, 3, 4, 5, 6, 7

CODE

104/size

new!



KAPA POLY

DESCRIPTION

Fixed height, creme seat and back

POLYPROPYLENE SEAT AND BACK

Size 5, 6

CODE

104/size/PL



KAPA

DESCRIPTION

Fixed chair, waterfall seat edge

ULPHOLSTERED SEAT AND BACK

Size 2, 3, 4, 5, 6, 7

CODE

104/L/size

new!



KAPA POLY

DESCRIPTION

Fixed height, blue seat and back

POLYPROPYLENE SEAT AND BACK

Size 5, 6

CODE

104/size/PL



KAPA

DESCRIPTION

Fixed chair with hand hole

BEECH SEAT AND BACK WITH HAND HOLE

Size 2, 3, 4, 5, 6, 7

CODE

104J/size

new!



KAPA POLY

DESCRIPTION

Fixed height, black seat and back

POLYPROPYLENE SEAT AND BACK

Size 5, 6

CODE

104/size/PL

SCHOOL CHAIRS



*super
lightweight!*



MONA LITE

DESCRIPTION

Fixed chair, extra light

BEECH SEAT AND BACK

Size 2, 3, 4

CODE

112/size



*super
lightweight!*



KAPA LITE

DESCRIPTION

Fixed chair, extra light

BEECH SEAT AND BACK

Size 2, 3

CODE

113/size

BEECH SEAT AND BACK

Size 4, 5, 6

113/size



NELA

DESCRIPTION

Fixed chair with waterfall seat edge

BEECH SEAT AND BACK

Size 2, 3, 4, 5, 6, 7

CODE

Nela/size



NINA

DESCRIPTION

Height adjustable chair, waterfall seat edge

BEECH SEAT AND BACK

Size 3 - 5, 4 - 6, 5 - 7

CODE

Nina/size



JULIE

DESCRIPTION

Fixed chair with waterfall seat edge

BEECH SEAT AND BACK

Size 1, 2, 3, 4, 5, 6, 7

CODE

102/size

ULPHOLSTERED SEAT AND BACK

Size 1, 2, 3, 4, 5, 6, 7

102/L/size



JULIE FLEX

DESCRIPTION

Height adjustable chair, waterfall seat edge

BEECH SEAT AND BACK

Size 3 - 5, 4 - 6, 5 - 7

CODE

103/size

ULPHOLSTERED SEAT AND BACK

Size 3 - 5, 4 - 6, 5 - 7

103/L/size



SOFIE

DESCRIPTION

Fixed height chair with arms and folding top

ARMS WITHOUT FOLDING TOP

Size 5, 6, 7

ARMS WITH FOLDING TOP

Size 5, 6, 7

CODE

107/size

108/size



new!



SOFIE FLEX

DESCRIPTION

Height adjustable chair, leatherette seat and back, arms

ARMS, LEATHERETTE SEAT AND BACK

Size 5, 6, 7

CODE

107/5-7/K/P



SORRENTO

DESCRIPTION

Fixed height chair

BEECH SHELL

Size 2, 3, 4, 5, 6, 7

CODE

109/D/size



SERENA

DESCRIPTION

Fixed height chair with folding top

BEECH SHELL

Size 6

UPHOLSTERED SHELL

Size 6

CODE

192/D

192/L



NIKOLA

DESCRIPTION

Stool with footrest

FOOTREST AT FOUR HEIGHTS

Size 50 cm

Size 54 cm

Size 58 cm

Size 62 cm

Size 66 cm

Size 70 cm

CODE

171/500

171/540

171/580

171/620

171/660

171/700



RONY

DESCRIPTION

Stool on gas lift

BEECH ROUND SEAT, GLIDES

Size 38 - 53 cm

BEECH ROUND SEAT, CASTORS

Size 38 - 53 cm

CODE

172/D/KL

172/D/KOL



STOOLS



RAGO

DESCRIPTION	CODE
Stackable stool	
WITHOUT FOOTREST , Size 6	160
WITH FOOTREST , Size 7	161
WITH FOOTREST , Size 8	162
WITH FOOTREST , Size 9	163
WITH FOOTREST , Size 10	164



RAGO WITH BACKREST

DESCRIPTION	CODE
Stackable stool with back	
WITHOUT FOOTREST , Size 6	EN 601/460
WITH FOOTREST , Size 7	EN 601/520
WITH FOOTREST , Size 8	EN 601/560
WITH FOOTREST , Size 9	EN 601/610
WITH FOOTREST , Size 10	EN 601/660



new!



RAGO POLY

DESCRIPTION	CODE
Stackable stool with polypropylene seat	
WITHOUT FOOTREST , Size 6	E 160/PL
WITH FOOTREST , Size 7	E 161/PL
WITH FOOTREST , Size 8	E 162/PL
WITH FOOTREST , Size 9	E 163/PL
WITH FOOTREST , Size 10	E 164/PL



new!



RAGO POLY WITH BACKREST

DESCRIPTION	CODE
Stackable stool with polypropylene seat and back	
WITHOUT FOOTREST , Size 6	EN 601/460/PL
WITH FOOTREST , Size 7	EN 601/520/PL
WITH FOOTREST , Size 8	EN 601/560/PL
WITH FOOTREST , Size 9	EN 601/610/PL
WITH FOOTREST , Size 10	EN 601/660/PL



Our realisation

SCHOOL AND OFFICE FURNITURE / CHAIRS

SWIVEL CHAIRS



FELIX

DESCRIPTION

Height adjustable swivel chair on gas lift

STAR BASE ON GLIDES

Size 6

CODE

110/KL

STAR BASE ON CASTORS

Size 6

110/K0



LAOS

DESCRIPTION

Height adjustable swivel chair on gas lift

BEECH SHELL, GLIDES OR CASTORS

Size 6

CODE

151/D



FELIX

DESCRIPTION

Height adjustable swivel chair on gas lift

STAR BASE ON GLIDES

Size 6

CODE

110/L/KL

STAR BASE ON CASTORS

Size 6

110/L/K0



LAOS

DESCRIPTION

Height adjustable swivel chair on gas lift

PARTLY UPHOLSTERED SHELL

Size 6

CODE

151/D/L

UPHOLSTERED SHELL

Size 6

151/L



new!



FELIX POLY

DESCRIPTION

Height adjustable swivel chair on gas lift

STAR BASE ON GLIDES

Size 6

CODE

110/PL/KL

STAR BASE ON CASTORS

Size 6

110/PL/K0



LAOS CHROME

DESCRIPTION

Height adjustable swivel chair on gas lift

BEECH SHELL, CASTORS OR GLIDES, CHROME BASE

Size 6

CODE

152/CH/D

TEACHER'S CHAIRS



VALI

DESCRIPTION

Conference chair without arms

BEECH SHELL

Size 6

CODE

190/D



VALI

DESCRIPTION

Conference chair with arms

BEECH SHELL, ARMS

Size 6

CODE

191/D



VALI

DESCRIPTION

Conference chair without arms

UPHOLSTERED SHELL

Size 6

CODE

190/L



VALI

DESCRIPTION

Conference chair with arms

UPHOLSTERED SHELL, ARMS

Size 6

CODE

191/L



HAMLET

DESCRIPTION

Fixed height teacher's chair

BEECH SHELL

Size 6

CODE

150/D

PARTLY UPHOLSTERED SHELL

Size 6

150/D/L



HAMLET UPHOLSTERED

DESCRIPTION

Fixed height teacher's chair

UPHOLSTERED SHELL

Size 6

CODE

150/L

DINING CHAIRS



KAPA

DESCRIPTION

Fixed chair with beech seat and back with hand hole

BEECH SEAT AND BACK WITH HAND HOLE

Size 2, 3, 4, 5, 6, 7

CODE

104J/size



KAPA POLY

DESCRIPTION

Fixed height, cream seat and back

POLYPROPYLENE SEAT AND BACK

Size 5, 6

new!

CODE

104/size/PL



SORRENTO

DESCRIPTION

Fixed height chair

BEECH SHELL

Size 2, 3, 4, 5, 6, 7

CODE

109/D/size



KAPA POLY

DESCRIPTION

Fixed height, blue seat and back

POLYPROPYLENE SEAT AND BACK

Size 5, 6

new!

CODE

104/size/PL



ISO

DESCRIPTION

Dining chair, black frame

POLYPROPYLENE SEAT AND BACK

Size 6

CODE

ISO/colour



LAYER

DESCRIPTION

Dining chair, black frame

POLYPROPYLENE SEAT AND BACK

Size 6

CODE

LAYER/colour





ADAM

DESCRIPTION

Wooden chair

RED SEAT AND BACK

Size 26, 30 cm

RED SEAT AND BACK

Size 34, 36 cm

RED SEAT AND BACK

Size 38, 39 cm

CODE

136/size

136/size

136/size



TOM

DESCRIPTION

Wooden chair with waterfall edge

RED SEAT AND BACK

Size 26, 30 cm

RED SEAT AND BACK

Size 34, 36 cm

CODE

135/size

135/size



VIGO

DESCRIPTION

Wooden chair, stackable

NATURAL BEECH

Size 18, 22, 26 cm

NATURAL BEECH

Size 30 cm

NATURAL BEECH

Size 34, 38 cm

CODE

131/size

131/size

131/size



TIM

DESCRIPTION

Wooden chair, stackable

NATURAL BEECH

Size 42, 46 cm

CODE

137/size

new!



VIGO

DESCRIPTION

Wooden chair, stackable, coloured seat

GREEN SEAT

Size 18, 22, 26 cm

GREEN SEAT

Size 30, 34 cm

GREEN SEAT

Size 38 cm

CODE

138/size

138/size

138/size

new!



TIM

DESCRIPTION

Wooden chair, stackable, coloured seat and back

YELLOW OPTION

Size 18, 22, 26 cm

YELLOW OPTION

Size 30, 34 cm

YELLOW OPTION

Size 38 cm

CODE

139/size

139/size

139/size

CONFERENCE CHAIRS



IMPERIE

DESCRIPTION
Conference chair

BLACK FRAME
Size 6

CODE

Imperie 2



WENDY

DESCRIPTION
Conference chair

BLACK FRAME
Size 6

CODE

Wendy 2



SQUARE

DESCRIPTION
Conference chair

BLACK FRAME
Size 6

ARMRESTS

CODE

Square 2



TRINITY

DESCRIPTION
Conference chair with armrests, breathable mesh back

CHROME FRAME
Size 6

CODE

Trinity 2



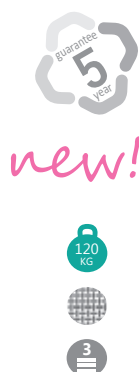
OLYMP

DESCRIPTION
Conference chair with plastic armrests

CHROME FRAME
Size 6

CODE

Olymp 2



ABA

DESCRIPTION
Conference chair, choice of colors

SILVER RAL 9006
Size 6

CODE

Aba 2



OFFICE CHAIRS



TARA

DESCRIPTION

Swivel chairs, economical model in its class

MECHANISM JOINT

Size 43 - 53 cm

ARMRESTS P20

CODE

Tara 2

P20



DIANA

DESCRIPTION

Office chairs with ergonomic backrest

MECHANISM E-ASYNCHRO

Size 43 - 53 cm

ARMRESTS P24

CODE

Diana 2

P24



DONA

DESCRIPTION

Office chairs with robust upholstery

MECHANISM E-ASYNCHRO

Size 43 - 53 cm

ARMRESTS P20

CODE

Dona 2

P20



MATRIX

DESCRIPTION

Office chair with a modern look

MECHANISM E-ASYNCHRO

Size 43 - 53 cm

ARMRESTS P43

CODE

Matrix 2

P43



YORK

DESCRIPTION

Office chairs with an excellent price / quality ratio

MECHANISM E-SYNCHRO

Size 43 - 53 cm

ARMRESTS P43

CODE

York 2

P43



LARA

DESCRIPTION

Office chairs with ergonomic backrest

MECHANISM E-SYNCHRO

Size 43 - 53 cm

ARMRESTS P24

CODE

Lara 2

P24



OFFICE CHAIRS



YORK MESH

DESCRIPTION

Office chairs with mesh backrest and lumbar support

MECHANISM E-SYNCHRO

Size 43 - 53 cm

ARMRESTS P41

CODE

York mesh 2

P41



LEXA

DESCRIPTION

Office chairs, black mesh back and seat, armrests included

MECHANISM E-SYNCHRO

Size 43 - 53 cm

CODE

Lexa



LEXA

DESCRIPTION

Office chairs, black mesh back and seat, armrests included

MECHANISM E-SYNCHRO

Size 43 - 53 cm

CODE

Lexa P



new!



MEDEA

DESCRIPTION

Office chair basic series, armrests included

BASIC MECHANISM

Size 43 - 53 cm

CODE

Medea



REFLEX

DESCRIPTION

Office chair with breathable, height adjustable backrest

MECHANISM E-SYNCHRO

Size 43 - 53 cm

ARMRESTS P43

CODE

Reflex 2

P43



LARA MESH

DESCRIPTION

Office chair, height-adjustable backrest

MECHANISM E-SYNCHRO

Size 43 - 53 cm

ARMRESTS P41

CODE

Lara mesh 2

P41



IMPERIA

DESCRIPTION

Multiseat wooden - metal frame with level screw

DOUBLE SEATER

CODE

2IMD

THREE SEATER

3IMD

FOUR SEATER

4IMD

FIVE SEATER

5IMD



FRANKO

DESCRIPTION

Conference seating, metal frame

CODE

SINGLE SEATER

1 704/L

SHELF WITH MESH 90°

1711

SHELF WITH MESH 180°

1712



SMART

DESCRIPTION

Multiseat upholstered - metal frame with level screw

CODE

DOUBLE SEATER

Smart2C

THREE SEATER

Smart3C

FOUR SEATER

Smart4C

FIVE SEATER

Smart5C



FRANKO

DESCRIPTION

Conference seating, metal frame

CODE

TWO SEATER

1 705/L

SHELF WITH MESH 90°

1711

SHELF WITH MESH 180°

1712



SMART

DESCRIPTION

Multiseat plastic - different colors of plastic, metal frame with level screw

CODE

DOUBLE SEATER

Smart2P

THREE SEATER

Smart3P

FOUR SEATER

Smart4P

FIVE SEATER

Smart5P



FRANKO

DESCRIPTION

Conference seating, metal frame

CODE

THREE SEATER

1 706/L

SHELF WITH MESH 90°

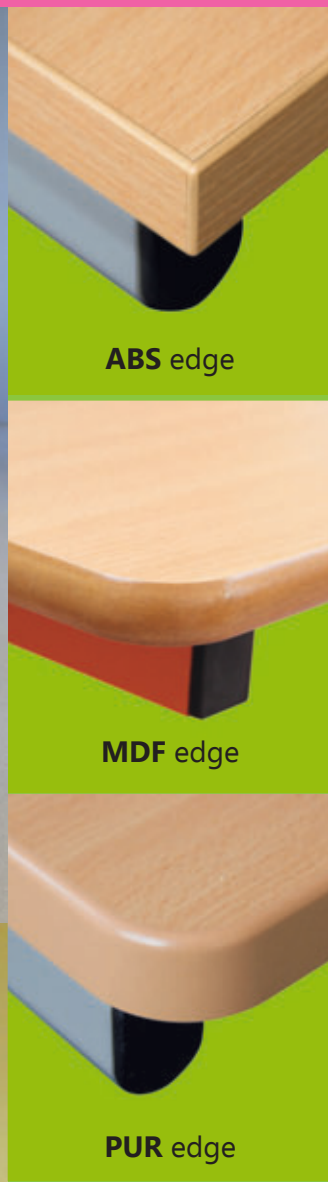
1711

SHELF WITH MESH 180°

1712



Our tables will grow together with pupils



ABS edge

MDF edge

PUR edge





SCHOOL FURNITURE TABLES

School desks	26
Teacher's tables	32
Multimedia tables	33
Office tables	34
Office accessories, containers	36
Tables for language classrooms	38
Language classrooms	39
PC tables	40
Workbenches	41
Dining tables	42
All-wood tables	44
Variable tables with metal base	46

TABLES

Our company provides a vast variety of all types of desks and tables - whether you seek for the right table for your office, kitchen or workshop, or for suitable desks for your classrooms.

The school desks are manufactured so that its height corresponds with the height of pupils. In our catalogue, you can find fixed and adjustable variants, which are **different based on colour for easy determination of the height.**

We offer office and classroom desks with **metal or all-wood base** with a choice of ABS or MDF edge. Our offer also includes **folding tables, dining room tables or workshop desks**, which can be **arranged into sets** according to your wishes, as well as **containers** or various accessories to the tables and desks.

Frames of the tables and desks are **powder-coated with RAL colours** according to the pattern book. Desktop is standardly made of 18 mm MDF board with polyurethane (PUR) edge. All types of tables are supplied with **plastic end caps** fitted with **security screws** so that they cannot be unscrewed.

*Complete offer
on our website!*

www.moderniskola.eu

SCHOOL DESKS



LISA

DESCRIPTION

Fixed height school desk with two hooks
70 x 50 cm

SINGLE DESK WITHOUT BASKET

Size 2, 3, 4, 5, 6, 7

SINGLE DESK WITH BASKET

Size 2, 3, 4, 5, 6, 7

CODE

002/size

002/size/K



ROMEO

DESCRIPTION

Fixed height school desk with two hooks
70 x 50 cm

SINGLE DESK WITHOUT BASKET

Size 2, 3, 4, 5, 6, 7

SINGLE DESK WITH BASKET

Size 2, 3, 4, 5, 6, 7

CODE

006/size

006/size/K



PULA

DESCRIPTION

Fixed height school desk with two hooks
70 x 50 cm

SINGLE DESK WITHOUT BASKET

Size 2, 3, 4, 5, 6, 7

SINGLE DESK WITH BASKET

Size 2, 3, 4, 5, 6, 7

CODE

010/size

010/size/K



SINGLE DESK WITH TILT TOP

Size 2, 3, 4, 5, 6, 7

010/PD/size



load capacity

wood – beech

PUR edge PUR



height adjustable without tools



LISA

DESCRIPTION

Fixed height school desk with two hooks
130 x 50 cm

DOUBLE DESK WITHOUT BASKET

Size 2, 3, 4, 5, 6, 7

DOUBLE DESK WITH BASKET

Size 2, 3, 4, 5, 6, 7

CODE

001/size

001/size/K



ROMEO

DESCRIPTION

Fixed height school desk with two hooks
130 x 50 cm

DOUBLE DESK WITHOUT BASKET

Size 2, 3, 4, 5, 6, 7

DOUBLE DESK WITH BASKET

Size 2, 3, 4, 5, 6, 7

CODE

005/size

005/size/K



PULA

DESCRIPTION

Fixed height school desk with two hooks
130 x 50 cm

DOUBLE DESK WITHOUT BASKET

Size 2, 3, 4, 5, 6, 7

DOUBLE DESK WITH BASKET

Size 2, 3, 4, 5, 6, 7

CODE

009/size

009/size/K



DOUBLE DESK WITH TILT TOP

Size 2, 3, 4, 5, 6, 7

009/PD/size



load capacity



wood – beech



edge PUR



height adjustable without tools



LISA FLEX



DESCRIPTION

Height adjustable school desk with two hooks
70 x 50 cm

CODE

SINGLE HEIGHT ADJUSTABLE DESK WITHOUT BASKET

Size 3 - 5, 4 - 6, 5 - 7

004/size

SINGLE HEIGHT ADJUSTABLE DESK WITH BASKET

Size 3 - 5, 4 - 6, 5 - 7

004/
size/K



ROMEO FLEX



DESCRIPTION

Height adjustable school desk with two hooks
70 x 50 cm

CODE

SINGLE HEIGHT ADJUSTABLE DESK WITHOUT BASKET

Size 3 - 7

008/size

SINGLE HEIGHT ADJUSTABLE DESK WITH BASKET

Size 3 - 7

008/
size/K



PULA FLEX



DESCRIPTION

Height adjustable school desk with two hooks
70 x 50 cm

CODE

SINGLE HEIGHT ADJUSTABLE DESK WITHOUT BASKET

Size 3 - 5, 4 - 6, 5 - 7

012/size

SINGLE HEIGHT ADJUSTABLE DESK WITH BASKET

Size 3 - 5, 4 - 6, 5 - 7

012/
size/K



SINGLE HEIGHT ADJUSTABLE DESK WITH TILT TOP

Size 3 - 5, 4 - 6, 5 - 7

012/PD/
size



load capacity

wood – beech

PUR edge PUR



height adjustable without tools



LISA FLEX

DESCRIPTION
Height adjustable school desk with two hooks
130 x 50 cm

**DOUBLE HEIGHT ADJUSTABLE DESK
WITHOUT BASKET**

Size 3 - 5, 4 - 6, 5 - 7

**DOUBLE HEIGHT ADJUSTABLE DESK
WITH BASKET**

Size 3 - 5, 4 - 6, 5 - 7

CODE

003/size

003/
size/K



ROMEO FLEX

DESCRIPTION
Height adjustable school desk with two hooks
130 x 50 cm

**DOUBLE HEIGHT ADJUSTABLE DESK
WITHOUT BASKET**

Size 3 - 7

**DOUBLE HEIGHT ADJUSTABLE DESK
WITH BASKET**

Size 3 - 7

CODE

007/size

007/
size/K



PULA FLEX

DESCRIPTION
Height adjustable school desk with two hooks
130 x 50 cm

**DOUBLE HEIGHT ADJUSTABLE DESK
WITHOUT BASKET**

Size 3 - 5, 4 - 6, 5 - 7

**DOUBLE HEIGHT ADJUSTABLE DESK
WITH BASKET**

Size 3 - 5, 4 - 6, 5 - 7

CODE

011/size

011/
size/K

**DOUBLE HEIGHT ADJUSTABLE DESK
WITH TILT TOP**

Size 3 - 5, 4 - 6, 5 - 7

011/PD/
size



load capacity



wood – beech



edge PUR



height adjustable without tools

SCHOOL DESKS



DANA



DESCRIPTION

Height adjustable school desk with basket and two hooks

CODE

SINGLE HEIGHT ADJUSTABLE DESK WITH BASKET 70 x 50 cm

Size 3 - 7

DANA1
/size/H/K

DOUBLE HEIGHT ADJUSTABLE DESK WITH BASKET 130 X 50 cm

Size 3 - 7

DANA2
/size/H/K



DITA



DESCRIPTION

Fixed height school desk with basket and two hooks

CODE

SINGLE DESK WITH BASKET 70 x 50 cm

Size 3 - 7

DITA1
/size/H/K

DOUBLE DESK WITH BASKET 130 x 50 cm

Size 3 - 7

DITA2
/size/H/K

new!



LAURA



DESCRIPTION

Height adjustable school desk with basket and two hooks

CODE

SINGLE HEIGHT ADJUSTABLE DESK WITH BASKET 70 x 50 cm

Size 3 - 5, 4 - 6, 5 - 7

LAURA1 /
size/H/K

DOUBLE HEIGHT ADJUSTABLE DESK WITH BASKET 130 x 50 cm

Size 3 - 5, 4 - 6, 5 - 7

LAURA2 /
size/H/K



load capacity



wood – beech



edge PUR



height adjustable without tools



PORTO

DESCRIPTION

Fixed height school desk with two hooks

CODE

SINGLE DESK WITHOUT BASKET
70 x 50 cm

015/size

SINGLE DESK WITH BASKET
70 x 50 cm

015/size/K

DOUBLE DESK WITHOUT BASKET
130 x 50 cm

014/size

DOUBLE DESK WITH BASKET
130 x 50 cm

Size 2, 3, 4, 5, 6, 7

014/size/K



MANET

DESCRIPTION

Special school desk with PUR table tilt top and two hooks, clip and two cups

CODE

SINGLE DESK WITH TILT TOP AND STACKER TOP
70 x 50 cm

016/size

Size 3, 4, 5, 6, 7

SINGLE HEIGHT ADJUSTABLE DESK WITH TILT TOP AND STACKER TOP
70 x 50 cm

017/size

Size 4 - 6

new!



SPECIAL MANET

DESCRIPTION

Special height adjustable school desk with 1 fixed and 1 tilt top

CODE

SINGLE HEIGHT ADJUSTABLE DESK WITH TILT TOP AND STACKER TOP WITH CUPS AND PAPER CLIP
130 x 50 cm019/4-6/
MDF/ATYP

Size 4 - 6



load capacity



wood – beech



edge PUR



height adjustable without tools

TEACHER'S TABLES



TINA

DESCRIPTION	CODE
Teacher's desk, top th. 25 mm, 76 x 130 x 68 cm	
TABLE WITH DRAWER Size 6	TINA2
TABLE WITH DOUBLE DRAWER Size 6	TINA2/DV
LOCK	



VERONA

DESCRIPTION	CODE
Teacher's desk, top th. 25 mm, 76 x 130 x 68 cm	
TABLE WITHOUT DRAWER Size 6	035
TABLE WITH DRAWER Size 6	036
TABLE WITH WOODEN BOX Size 6	037
LOCK	



VINCI

DESCRIPTION	CODE
Teacher's desk, top th. 25 mm, 76 x 130 x 68 cm	
TABLE WITHOUT DRAWER Size 6	030
TABLE WITH DRAWER Size 6	031
TABLE WITH WOODEN BOX Size 6	032
LOCK	



load capacity

wood – beech

PUR edge PUR



height adjustable without tools



DANTE

DESCRIPTION

Multifunctional computer table with sliding table top with a box for PC and monitor slide mechanism inc.locks, 76 x 90 x 66 cm

CODE

RIGHT OPTION

Size 6

045

LEFT OPTION

Size 6

045/L

PULL-DOWN CABINET WITH LOCK

76 x 66 x 66 cm

Size 6

0172/MS



MENSA

DESCRIPTION

Multifunctional computer table with sliding table top with a box for PC and monitor slide mechanism inc.locks, 76 x 130 x 66 cm

CODE

RIGHT OPTION

Size 6

040

LEFT OPTION

Size 6

040/L



MULTIMEDIA TABLE

DESCRIPTION

Multimedia table with pull-down shutter and PC box, 76 x 160 x 60 cm

CODE

TABLE WITH AN OPEN PC BOX AND PULL-DOWN SHUTTER

Size 6

D170

TABLE WITH AN CLOSED PC BOX AND PULL-DOWN SHUTTER

Size 6

D171



load capacity



wood – beech



edge PUR



height adjustable without tools

COMPUTER DESK FLEXI

Computer desk Flexi is designed for the interior environment, main use in offices or education facilities such as computer classrooms. Computer table with worktop height 76 cm is manufactured as standard in the following sizes:

Worktop of the computer desk is made from chipboard with laminated top layer (DTDL) with a 25 mm thickness in beech colour. The top is with ABS edge.

Frame of the table is made of steel profiles. Surface of the metal frame is powder coated paint in different RAL colours.

Computer desk is equipped with rectification elements for levelling the unevenness of the floor and hidden holes for anchoring the table to the floor. All elements are kept under plastic covers.

Computer table allows hidden cabling from the ground up under worktop in the table leg. Cabling can be easily added or withdrawn, without using any tools.

DESCRIPTION	CODE
Office PC table with hidden cable management in one leg, top th. 25 mm	
OFFICE PC TABLE 76 x 90 x 80 cm Size 6	Flexi 90
OFFICE PC TABLE 76 x 120 x 80 cm Size 6	Flexi 120
OFFICE PC TABLE 76 x 140 x 80 cm Size 6	Flexi 140
OFFICE PC TABLE 76 x 160 x 80 cm Size 6	Flexi 160
OFFICE PC TABLE 76 x 180 x 80 cm Size 6	Flexi 180





new!



SWATCH - AVAILABLE FRAME COLOURS



* All displayed colours are informative, processed by graphics program and are indicative only.



load capacity



wood – beech/cherry/birch



edge ABS



height adjustable without tools

ACCESSORIES FOR OFFICE TABLES



039	PC holder
197	PC holder
907030/7	wooden PC box
159	keyboard holder
Code/Z	lock
906400	cable hole



PEDESTALS



PEDESTAL

DESCRIPTION	CODE
Pedestals on castors with lock 61 x 42 x 58 cm	
PEDESTAL WITH DRAWS WITHOUT LOCK	1121
PEDESTAL WITH DRAWS AND LOCK	1123
PEDESTAL WITH DRAWS AND CENTRAL LOCK	1124
FILING PEDESTAL WITH CEN- TRAL LOCK	1125
PEDESTAL WITH CENTRAL LOCK	B047



load capacity



wood – beech/cherry/birch



edge



edge



edge



height adjustable without tools



STYLE

DESCRIPTION	CODE
Rectangular office table, top th. 25 mm	
OFFICE TABLE 76 x 120 x 80 cm Size 6	090

Another variations on query



KLASIK

DESCRIPTION	CODE
Wooden office table, top th. 25 mm	
OFFICE TABLE WITH PEDESTAL 76 x 120 x 68 cm Size 6	D 166
OFFICE TABLE WITH PEDESTAL 76 x 160 x 68 cm Size 6	D 158
OFFICE TABLE WITHOUT PEDESTAL 76 x 120 x 68 cm Size 6	D 179/120
OFFICE TABLE WITHOUT PEDESTAL 76 x 160 x 68 cm Size 6	D 179/160
LOCK	lock
CENTRAL LOCK	CZ



SQUARE

DESCRIPTION	CODE
Office table with perforated sheet, top th. 25 mm, 76 x 160 x 68 cm	
OFFICE TABLE WITHOUT PEDESTAL Size 6	D 135
OFFICE TABLES WITH PEDESTAL Size 6	D 139
EXTENSION	



load capacity



wood – beech/cherry/birch



edge



edge



edge



height adjustable without tools

TABLES FOR LANGUAGE CLASSROOMS



MILANO

DESCRIPTION

Tables can be arranged in a variations (hooks, tunnel for cabling), 76 x 70 x 60 cm

SINGLE TABLE

Size 6

CODE

070

SINGLE TABLE WOODEN

Size 6

070/D



MILANO

DESCRIPTION

Tables can be arranged in a variations (hooks, tunnel for cabling), 76 x 120 x 60 cm

DOUBLE TABLE

Size 6


CODE

071

DOUBLE TABLE WOODEN

Size 6

071/D



MILANO

DESCRIPTION

Tables can be arranged in a variations (hooks, tunnel for cabling), 76 x 144 x 55 cm

CORNER TABLE

Size 6

CODE

072

CORNER TABLE WOODEN

Size 6

072/D



MILANO

DESCRIPTION

Tables can be arranged in a variations (hooks, tunnel for cabling), 76 x 120 x 52 cm

TRAPEZIODAL TABLE

Size 6

CODE

073

TRAPEZIODAL TABLE WOODEN

Size 6

073/D



load capacity



wood – beech/cherry/birch

ABS edge

MDF edge

HPL edge



height adjustable without tools



LANGUAGE LAB M124

DESCRIPTION	NUMBER OF STUDENTS
TECHNICAL COMPONENTS	10 students
CONSOLE	12 students
MAESTRO 800 ORIGINAL HEADPHONES	14 students
COILED EXTENSION CORD	16 students
CABLE / STUDENT /	18 students
LICENSE SW GOSOUND	20 students
INSTALLATION	22 students
	24 students



LANGUAGE LABORATORY CONSETT

DESCRIPTION	NUMBER OF STUDENTS
TECHNICAL COMPONENTS	10 students
CONSOLE	12 students
MAESTRO 800 ORIGINAL HEADPHONES	14 students
COILED EXTENSION CORD	16 students
CABLE / STUDENT /	18 students
SW FOR THE LANGUAGE CLASSROOM	20 students
INSTALLATION	22 students
	24 students



LANGUAGE LABORATORY CONSETT PAIR

DESCRIPTION	NUMBER OF STUDENTS
TECHNICAL COMPONENTS	10 students
CONSOLE	12 students
MAESTRO 800 ORIGINAL HEADPHONES	14 students
COILED EXTENSION CORD	16 students
CABLE / STUDENT /	18 students
SW FOR THE LANGUAGE CLASSROOM	20 students
INSTALLATION	22 students
	24 students

PC TABLES



PARMA PC



DESCRIPTION

PC table, top th.18 mm.

PC TABLE 76 x 120 x 60 cm

Size 6

PC HOLDER

Size 6

KEYBOARD HOLDER 70 x 35 cm

CODE

051/size

197

Z 159



TREE



DESCRIPTION

PC table with PC box, top th.18 mm,
84 x 100 x 56 (73 or 84) cm

LEFT OPTION

Height 84 cm

RIGHT OPTION

Height 84 cm

CODE

51487/L

51487/P



PEDRO



DESCRIPTION

PC table with cable management,
top th. 18 mm.

SINGLE 76 x 90 x 68 cm

Size 6

SINGLE WITH CABLE TUNEL

76 x 90 x 68 cm

Size 6

DOUBLE 76 x 180 x 68 cm

Size 6

DOUBLE WITH CABLE TUNEL

76 x 180 x 68 cm

Size 6

CODE

048

048/K

049

049/K



load capacity

wood – beech

ABS edge

MDF edge

HPL edge



height adjustable without tools



BENCH

DESCRIPTION

Work bench with solid spruce table top and heavy duty frame

WORK BENCH BASIC

88 x 150 x 70 cm

Height 88 cm

WITH WOODEN BOX, LOCK

WITHOUT VICE, 84 x 137 x 68 cm

Height 84 cm

WITH WOODEN BOX, 1X VICE

84 x 137 x 68 cm

Height 84 cm

WITH DRAWER, 84 x 160 x 68 cm

Height 84 cm

WITH DRAWER, 2X VICE

84 x 160 x 68 cm

Height 84 cm

WITH DRAWER AND LOCK

84 x 150 x 68 cm

Height 84 cm

CODE

DPB1502NT


075

075S

074

074S

074/Z/A



DINING TABLES



MULTI-PURPOSE TABLE

DESCRIPTION

Multi-purpose dining table, top th. 18 mm.

DINING TABLE 76 x 80 x 80 cm

Size 6

DINING TABLE 76 x 120 x 80 cm

Size 6

CODE

UNI 80

UNI 120



new!



SPIDER

DESCRIPTION

Dining table with fixed round seats, anchoring to the floor

DINING TABLE, BEECH TOP, TH. 25 MM

76 x 80 x 80 cm

Size 6

CODE

1119/MDF

DINING TABLE, HPL TOP TH. 28 MM

76 x 80 x 80 cm

Size 6

1119/POST



MULTI-PURPOSE KLASIK

DESCRIPTION

Multi-purpose dining table, top th. 18 mm.

DINING TABLE 76 x 80 x 80 cm

Size 6

DINING TABLE 76 x 120 x 80 cm

Size 6

CODE

JID 80

JID 120



new!



SPIDER

DESCRIPTION

Dining table with fixed round seats, anchoring to the floor

DINING TABLE, BEECH TOP, TH. 25 MM

76 x 120 x 80 cm

Size 6

CODE

1114/MDF

DINING TABLE, HPL TOP TH. 28 MM

76 x 120 x 80 cm

Size 6

1114/POST



DINING TABLE C

DESCRIPTION

Dining table, top th. 28 mm, 76 x 120 x 80 cm

DINING TABLE

Size 6

CODE

JID 112



TOM

DESCRIPTION

Folding dining table, top th. 18 mm.

DINING TABLE 76 x 130 x 68 cm

Size 6

CODE

097



load capacity

wood – beech

ABS edge

MDF edge

HPL edge



height adjustable without tools



Our realisation

ALL-WOOD TABLES



VALENCIA BAR1

DESCRIPTION	CODE
Wooden table with coloured top th. 18 mm	
SQUARE TABLE	BAR/1
80 x 80 cm	
Size 2, 3, 4, 5, 6	



VALENCIA BAR2

DESCRIPTION	CODE
Wooden table with coloured top th. 18 mm	
RECTANGULAR TABLE	BAR/2
120 x 80 cm	
Size 2, 3, 4, 5, 6	



VALENCIA BAR3

DESCRIPTION	CODE
Wooden table with coloured top th. 18 mm	
CIRCULAR TABLE	BAR/3
100 x 100 cm	
Size 2, 3, 4, 5, 6	



VALENCIA BAR4

DESCRIPTION	CODE
Wooden table with coloured top th. 18 mm	
TRAPEZIODAL TABLE	BAR/4
120 x 60 cm	
Size 2, 3, 4, 5, 6	



VALENCIA BAR5

DESCRIPTION	CODE
Wooden table with coloured top th. 18 mm	
SEMICIRCULAR TABLE	BAR/5
120 x 60 cm	
Size 2, 3, 4, 5, 6	



load capacity



wood – beech



edge



edge



edge



height adjustable without tools



VALENCIA 60

DESCRIPTION

Wooden table beech, top th. 18 mm

TRAPEZIODAL TABLE

120 x 60 cm

Size 2, 3, 4, 5, 6

CODE

60/SIZE



VALENCIA 61

DESCRIPTION

Wooden table beech, top th. 18 mm

RECTANGULAR TABLE

120 x 60 cm

Size 2, 3, 4, 5, 6

CODE

061/SIZE



VALENCIA 62

DESCRIPTION

Wooden table beech, top th. 18 mm

RECTANGULAR TABLE SMALL

70 x 60 cm

Size 2, 3, 4, 5, 6

CODE

62/SIZE



VALENCIA 63

DESCRIPTION

Wooden table beech, top th. 18 mm

RECTANGULAR TABLE LARGE

120 x 80 cm

Size 2, 3, 4, 5, 6

CODE

63/SIZE



VALENCIA 64

DESCRIPTION

Wooden table beech, top th. 18 mm

SEMICIRCULAR TABLE

120 x 60 cm

Size 2, 3, 4, 5, 6

CODE

64/SIZE



VALENCIA 65

DESCRIPTION

Wooden table beech, top th. 18 mm

SQUARE TABLE

60 x 60 cm

Size 2, 3, 4, 5, 6

CODE

65/SIZE



load capacity



wood – beech



ABS edge



MDF edge



HPL edge



height adjustable without tools

VARIABLE TABLES WITH METAL BASE



PARMA 50

DESCRIPTION

Variable table, top th. 18 mm.

TRAPEZIODAL TABLE

120 x 52 cm

Size 2, 3, 4, 5, 6

CODE

050



PARMA 51

DESCRIPTION

Variable table, top th. 18 mm.

RECTANGULAR TABLE

120 x 60 cm

Size 2, 3, 4, 5, 6

CODE

051



PARMA 52

DESCRIPTION

Variable table, top th. 18 mm.

RECTANGULAR TABLE SMALL

70 x 60 cm

Size 2, 3, 4, 5, 6

CODE

052



PARMA 53

DESCRIPTION

Variable table, top th. 18 mm.

CORNER TABLE

144 x 55 cm

Size 2, 3, 4, 5, 6

CODE

053



PARMA 54

DESCRIPTION

Variable table, top th. 18 mm.

SEMICIRCULAR TABLE

120 x 60 cm

Size 2, 3, 4, 5, 6

CODE

054



load capacity



wood – beech



ABS edge



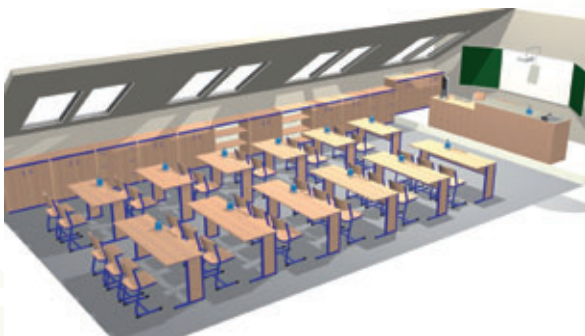
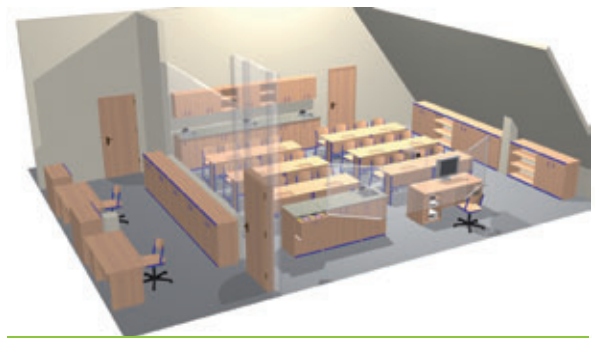
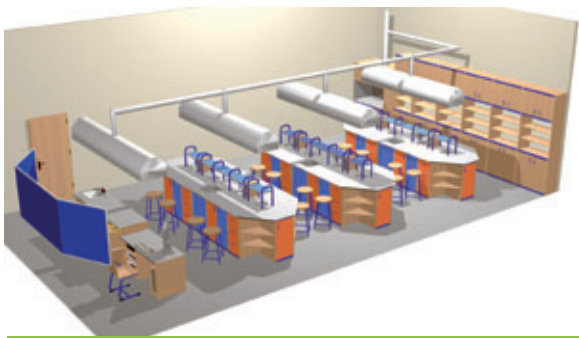

MDF edge



HPL edge



height adjustable without tools





Multitouch
interactive
boards i3





SCHOOL FURNITURE BOARDS

Measuring system NeuLog	50
Interactive whiteboards I3	52
Interactive whiteboards I3 DUO	53
Interactive whiteboards Triptych	54
Projectors	55
Electric wall mount I3	56
LCD and accessories	57
Whiteboards on Pylon	58
Ceramic board and wall mounts	59
Ceramic boards and accessories	61

Interactive and ceramic whiteboards NeuLog

Our company brings in the Czech market something totally new - i3 series. It represents a multitouch interactive whiteboard with a highly durable metal-ceramic surface, which is environmentally certified. I3 series is supplied with complementary projectors and interactive touch LCD.

NeuLog presents a universal teaching system for experimental teaching of natural sciences.

The offer further includes **ceramic whiteboards**, spring travels, **wing triptychs**, **pylons** and many other accessories. All whiteboards have a highly durable, environmentally **certified metal-ceramic surface**. You may choose from these variants: in **white** colour designed for whiteboard marker writing, in **blue or green** colour designed for chalk writing, or in **mixed colours with the option of linking**. All boards have **high quality aluminium frames** with rounded corners with plastic covers, which ensure **maximum safety** while using.

*Complete offer
on our website!*

www.moderniskola.eu

MEASURING SYSTEM NEULOG

NEULOG FLEXIBLE, SIMPLE, FAST SYSTEM

Welcome to the new age of experimental data acquisition with fully autonomous logger sensors.


NeuLog logger sensors offer a myriad of didactic tools to meet your needs in the field of scientific studies.

NeuLog is a set of independent computer based modules, complete with a data logger, flash memory and a sensor – all in one single smart unit.

This autonomous plug-and-play concept allows for an easy, precise and fun way of conducting classroom and field experiments.

See WWW.NEULOG.CZ

- Converts the measured parameters into processed value (°C, lx, dB, mA, V atd.)
- Each logger sensor stores up to 5 experiments in flash memory.
- Sends the data in digital form to a viewer unit, a PC or a tablet.
- Easily calibrated by one push of a button.
- Uses software to change ranges and gains.
- Saved experiments can be uploaded to a PC at any time.
- The most intuitive, rich and friendly NeuLog software, and application for browsers including: On-Line mode, Off-Line mode, tables, graphs, data analysis, double axis set up, statistic operations, mathematical operations.



NEULOG - NEWS

DESCRIPTION	CODE
WiFi communication module	WIFI - 200
Calcium logger sensor	NUL - 238
Chloride logger sensor	NUL - 239
Ammonium logger sensor	NUL - 240
Nitrate logger sensor	NUL - 241
Anemometer logger sensor	NUL - 242
GPS logger sensor	NUL - 243
Dew point logger sensor	NUL - 245
Charge logger sensor	NUL - 246

NEULOG

DESCRIPTION	CODE
USB MODULE	USB - 200
Software unlimited licence	SWM - 200
RF communication module	RF - 200
Battery module	BAT - 200
Digital display module	VIEW - 200
Graphic display module	VIEW - 101
Voltage logger sensor	NUL - 201
Current logger sensor	NUL - 202
Temperature logger sensor	NUL - 203
Light logger sensor	NUL - 204
Oxymetr logger sensor	NUL - 205
pH logger sensor	NUL - 206
Relative humidity logger sensor	NUL - 207
Heart rate and pulse logger sensor	NUL - 208
Photo gate logger sensor	NUL - 209
Pressure logger sensor	NUL - 210
Force logger sensor	NUL - 211
Sound logger sensor	NUL - 212
Motion logger sensor	NUL - 213
Magnetic field logger sensor	NUL - 214
Conductivity logger sensor	NUL - 215
Spirometer logger sensor	NUL - 216
GRS logger sensor	NUL - 217
ECG logger sensor	NUL - 218
Colorimeter logger sensor	NUL - 219
CO2 logger sensor	NUL - 220
Barometer logger sensor	NUL - 221
Blood pressure logger sensor	NUL - 222
Drop counter logger sensor	NUL - 223
Flow logger sensor	NUL - 224
Force plate logger sensor	NUL - 225
Rotary motion logger sensor	NUL - 226
Acceleration logger sensor	NUL - 227
Salinity logger sensor	NUL - 228
Soild Moisture logger sensor	NUL - 229
UVB logger sensor	NUL - 230
Turbidity logger sensor	NUL - 231
UVA logger sensor	NUL - 232
Surface temperature logger sensor	NUL - 233
Wide range temperature logger sensor	NUL - 234
Infrared thermometer logger sensor	NUL - 235
Respiration monitor belt logger sensor	NUL - 236
Hand dynamometer logger sensor	NUL - 237



INTERACTIVE BOARDS


i3BOARD

Compared to traditional whiteboards, the i3 board includes **several unique features**. Other than **stylus and finger touch** recognition, the precise and reliable **V-Sence touch technology** design allows **multi - user interaction up to 10 simultaneous touches**. The **ultra - narrow aluminium frame** gives the i3 board a sleek appearance and makes maintenance easy, lowering the long term total cost of ownership.

I3 BOARDS

DESCRIPTION	CODE
Dimensions i3 board 122 x 161 cm (4 : 3), 6 touch	I3/7702T06
Dimensions i3 board 122 x 193 cm (16 : 9), 6 touch	I3/8702T06
Dimensions i3 board 122 x 161 cm (4 : 3), 10 touch	I3/7702T10/DUO
Dimensions i3 board 122 x 193 cm (16 : 9), 10 touch	I3/8702T10/DUO

new!



INTERACTIVE BOARDS

i3BOARD_{DUO}

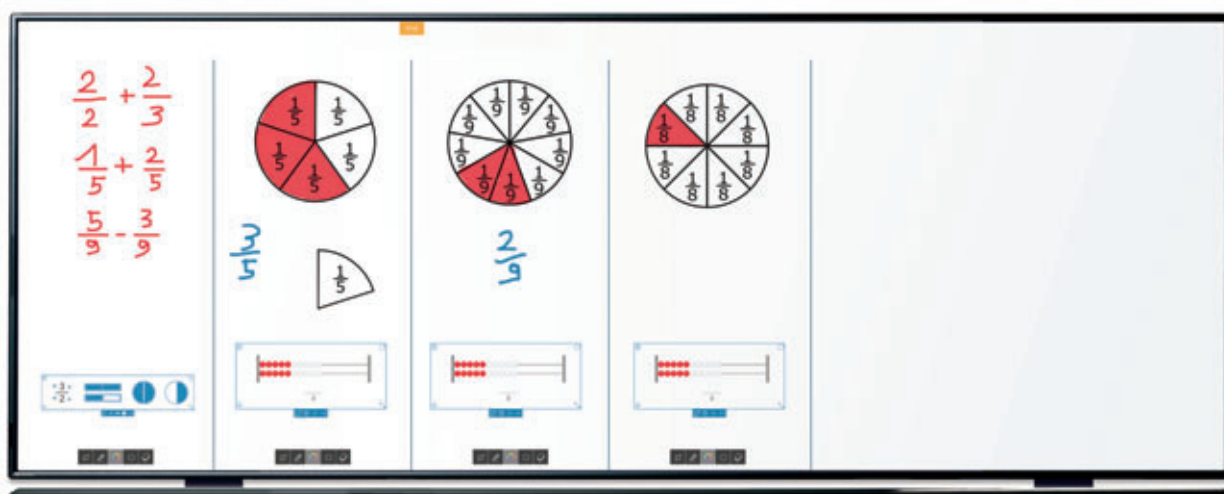
The largest whiteboard available using the latest technology. The large surface, combined with the precise and reliable **V-Sence touch technology**, increases the general visibility and enables real **multi - user interaction up to the 10 simultaneous touches**. The Duo Surface is optimised for projection and dry erasability, the surface meets the growing needs of today's classrooms by supporting both technology integration and traditional teaching methods.

I3 BOARDS DUO

DESCRIPTION	CODE
Dimensions i3 board 315 x 118 cm (16 : 6), 10 touch	I3/13504T10DUO



new!



LASER PROJECTOR

i3PROJECTOR

new!



LASER PROJECTOR

DESCRIPTION	CODE
Extreme long lifetime, without compromising on colours and brightness. The i3 Projector L3002UW is an ultra-wide projector without lamp. Offering a brightness of 3000lm and light source lifetime of 20 000 hours.	
LM 3002 ULTRAWIDE (16 : 6)	I3/L3002UW
LM 3502 WIDE (16 : 10)	I3/L3502UW
LM 3302 FULL HD	I3/L3302 FHD

INTERACTIVE BOARDS I3 TRIPTYCH

Compared to traditional Tripple boards, the i3 Tripple board includes several unique features. Other than **stylus and finger touch recognition**, the precise and reliable **V-Sence touch technology** design allows **multi - user interaction up to 10 simultaneous touches**. The ultra - narrow aluminium frame gives the i3 board a sleek appearance and makes maintenance easy, lowering the long term total cost of ownership.

I3 TRIPTYCH

DESCRIPTION	CODE
DIMENSIONS I3 BOARD 127 X 328 CM (4 : 3), 6 TOUCH	I3/7702T06/ TRIPTYCH
DIMENSIONS I3 BOARD 127 X 391 CM (16 : 9), 6 TOUCH	I3/8702T06/ TRIPTYCH
DIMENSIONS I3 BOARD 127 X 328 CM (4 : 3), 10 TOUCH	I3/7702T10/ DUO/TRIPTYCH
DIMENSIONS I3 BOARD 127 X 391 CM (16 : 9), 10 TOUCH	I3/8702T10/ DUO/TRIPTYCH





new!

i3PROJECTOR

i3 Projector 2402W is a **2800 lm** ultra short projector that packs a multitude of features while delivering an **extremely short throw distance** for aducation and corporate applications.

I3 INTERACTIVE PROJEKTOR

DESCRIPTION

2 800 LUMEN (16 : 10)

CODE

I3/2402W



new!

i3PROJECTOR

i3 Projector touch is an extra bright projector with **10 - point touch recognition**. Connection the i3 Projector to a computer, you can operate computer software with your fingers in the same way as on **multitouch device** and digitally annotate the projection without the need for an additional interactive whiteboard.

I3 INTERACTIVE PROJEKTOR

DESCRIPTION

3 100 LUMEN (16 : 10)

CODE

I3/2802WIPLUS



Ultra short projector with s projekční vzdáleností do 50 cm

EPSON PROJEKTOR

DESCRIPTION

DTP EPSON EB 585 (16 : 9)

CODE

EB 585

i3SWEEZZ

i3 SWEEZZ intuitive design allows students and teachers **to pull, turn and teach**. The i3SWEEZZ universal wall mount allows you to utilise the technology solution of your choice. By supporting today's most popular ultra-short throw projectors, white or interactive boards and LCD displays.



HEIGHT ADJUSTABLE WALL MOUNT SWEEZZ

DESCRIPTION

WALL MOUNT SWEEZZ

CODE

SweeZZ SE 003



i3HAWM

i3HAWM - height adjustable wall mount. Move your interactive whiteboard up or down by 50 cm. It's easy and works with any interactive whiteboards system. The wall mount is easy to install. The fully integrated electronic system provided stability for the projector.

HEIGHT ADJUSTABLE WALL MOUNT HAWM

DESCRIPTION

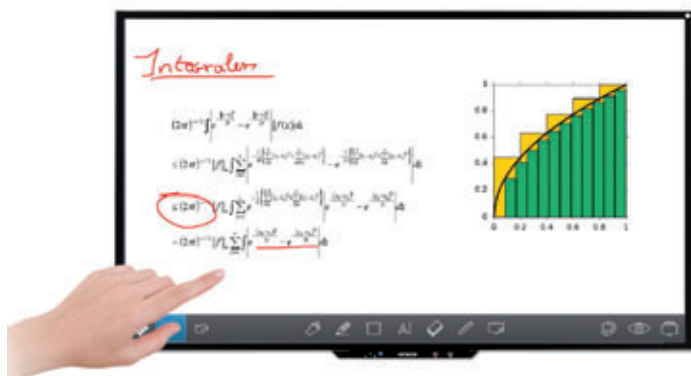
WALL MOUNT HAWM

CODE

Hawm



i3SYNC



The i3 Touch LCD touch solution provides crystal clear, high - definition pictures. The touch technology operates at the touch of a finger or pen and the screen reacts instantly.

TOUCH I3 LCD

DESCRIPTION	CODE
55"	I3/V5503T10
65"	I3/V6503T10
70"	I3/V7003T10
84"	I3/V8403T10

i3TOUCH

new!



Struggling with cables, re-adjusting resolutions or having trouble with configurations are all problems of the past! i3SYNC is easy to use and allows all participants to share content from any device onto a central screen.

COLLECTION I3 SYNC

DESCRIPTION	CODE
I3SYNC 1+1	I3SYNC1
I3SYNC 2+1	I3SYNC2
I3SYNC 4+1	I3SYNC4
I3SYNC TRANSMITOR	I3SYNCTRANS



The pylons are made of sturdy aluminum, with anodized treated surface.
The standard height of the columns is 3 m, different height subject to surcharge.
Ceramic boards are available in: green or white surface.

new!

Pylon lifting systems are available in three variants:

- pylons are **located behind the board**, the board runs in front of them (board loaded).
- pylons are **placed on side of the board**, the board runs between them (board inserted). This option is not recommended for large widths.
- pylons are **located behind the board**, the board runs in front of them (board loaded). Pylons lifting system is provided with a frame for a data projector (DTP) with ultra short throw. This frame is designed mainly for EPSON Projectors.




AL PYLON COLUMNS FOR INSERTED BOARDS

DESCRIPTION	CODE
2 x Pylon columns AL 3m (up to 3m board)	PYL 300/VL
2 x Pylon columns AL 3,5m (up to 3m board)	PYL 350/VL




CERAMIC BOARDS

DESCRIPTION	CODE
120 x 200	TAB - 006
120 x 250	TAB - 007
120 x 300	TAB - 008
120 x 350	TAB - 009
2x boards 120 x 400	TAB - 010



TRIPPLE BOARDS + PYL 300

DESCRIPTION	CODE
white	PYL 300/101
green	PYL 300/102
blue	PYL 300/103
white/blue	PYL 300/104
white/green	PYL 300/105



new!


AL PYLON COLUMNS FOR LOADED BOARDS

DESCRIPTION	CODE
2 x Pylon columns AL 3m (up to 5m board)	PYL 300
2 x Pylon columns AL 3m with DTP console	PYL 300/DTP
2 x Pylon columns AL 3,5m (up to 5m board)	PYL 350
2 x Pylon columns AL 3m with DTP console	PYL 350/DTP



CLASSIC BOARDS


DESCRIPTION	CODE
Boards 120 x 200	TAB - 006
Boards 120 x 250	TAB - 007
Boards 120 x 300	TAB - 008
Boards 120 x 350	TAB - 009
Boards 120 x 400	TAB - 010



TRIPPLE BOARDS + PYL 300

DESCRIPTION	CODE
white	PYL 300/101
green	PYL 300/102
blue	PYL 300/103
white/blue	PYL 300/104
white/green	PYL 300/105

CERAMIC BOARD AND WALL MOUNTS



Ceramic boards Triptych for writing with a marker or chalk, frame is made of aluminum profile with plastic corners. **Magnetic surface** colour variation **white, green and blue** or a **combination of two colors**. Size 120 x 400 cm.

CERAMIC BOARDS TRIPTYCH

DESCRIPTION	CODE
white	TAB 101
green	TAB 102
blue	TAB 103
white/blue	TAB 104
white/green	TAB 105

Lines - white on green surface (lines, stave, net)



WHITEBOARD WALL MOUNT

DESCRIPTION	CODE
Whiteboard wall mount incl. handle	PP1/M

INTERACTIVE WALL MOUNT

DESCRIPTION	CODE
Height adjustable wall mount for interactive whiteboard incl. console	IPP1 + IPP6
Height adjustable wall mount for interactive whiteboard without console	IPP1
Console	IPP6



MOBILE STAND

DESCRIPTION	CODE
Mobile stand to the interactive whiteboard	VPP1
Height adjustable travel mount for interactive whiteboard without console	IPP1
Console for mobile stand	IPP5
Mobile stand for interactive whiteboard incl. console and travel mount	VPP1 + IPP1 + IPP5



Ceramic boards for writing with a marker or chalk, frame is made of aluminum profile with plastic corners. **Magnetic surface**, colour variation **white, green and blue**.

CERAMIC BOARDS

DESCRIPTION	CODE
60 x 90	TAB - 001
90 x 120	TAB - 002
120 x 100	TAB - 003
120 x 120	TAB - 004
120 x 150	TAB - 005
120 x 200	TAB - 006
120 x 250	TAB - 007
120 x 300	TAB - 008
120 x 350	TAB - 009
120 x 400	TAB - 010



Noticeboard in a **cork** or **textile** option. Sandwich construction, ease of needling. Frame made from aluminum profile with plastic corners. Code /T = textile, K = cork

NOTICEBOARD

DESCRIPTION	CODE
90 x 60	NA1
120 x 90	NA2
150 x 100	NA3
150 x 120	NA4
200 x 100	NA5
200 x 120	NA6



Wall showcases in a **cork** or **textile** option, **glass covered with a lock and two keys**. Sandwich construction, ease manipulation. Frame made from aluminum profile with plastic corners

WALL SHOWCASE

DESCRIPTION	CODE
Metal frame and lock - Cork 100 x 75	1478
Metal frame and lock - Cork 150 x 100	1479
Metal frame and lock - Textile 100 x 75	1480
Metal frame and lock - Textile 150 x 100	1481
Wooden frame and lock - Cork 90 x 120 x 10	1476
Wooden frame and lock - Textile 90 x 120 x 10	1477





SCHOOL FURNITURE

CUPBOARDS AND CLOAKROOM

Wooden cabinets with a metal braces	64
All-wood cabinets with colour doors	70
Miki	72
Wooden wardrobes	73
Metal lockers	74
Metal lockers with printing	78
Cloakroom accessories	80

CABINETS

When selecting a cabinet or a wardrobe, you should focus not only on design, but it is necessary to pay attention also to capacity, because that is what they are about in the first place. **In our catalogue, you may find a large number of various types of wardrobes and boxes both metal and wooden.**

Types of wardrobes vary in different usage of metal reinforcing elements. Bodies and wardrobe doors are made from **LDT material with ABS edge in natural beech patterns and are delivered assembled.** Of course, there is a **fixed pin connection** of the wardrobe structure and the possibility of adjusting the shelves. Steel reinforcements are **powder-coated with RAL colours** according to the pattern book.

Bodies of all-wood wardrobes are made from **LDT material with ABS edge** in beech colour shades with a choice of **different colour combinations** of the doors according to the pattern book.

*Complete offer
on our website!*

www.moderniskola.eu





CABINET WITH SHELVES

SIZE

180 x 90 x 43 cm

CODE

1301



**FOUR-DOOR CABINET WITH
SHELVES CLOSED**

SIZE

180 x 90 x 43 cm

CODE

1302



OPEN CABINET WITH SHELVES

SIZE

180 x 90 x 43 cm

CODE

1303



COMBINED CABINET WITH SHELVES

SIZE

180 x 90 x 43 cm

CODE

1304



**CABINET WITH SHELVES AND
PULL-OUT HANGER**

SIZE

180 x 90 x 43 cm

CODE

1340



**COMBINED CABINET WITH SHELVES
AND DRAWERS**

SIZE

180 x 90 x 43 cm

CODE

1305



**COMBINED CABINET WITH SHELVES,
UPPER PART GLAZED**

SIZE

180 x 90 x 43 cm

CODE

1351



**CABINET COMBINED WITH TILT
SHELVES, UPPER PART GLAZED**

SIZE

180 x 90 x 43 cm

CODE

1352



**CABINET WITH SHELVES AND
DRAWERS, UPPER PART GLAZED**

SIZE

180 x 90 x 43 cm

CODE

1353



NARROW CABINET COMBINED WITH SHELVES AND DRAWERS, UPPER PART GLAZED

SIZE	CODE
180 x 45 x 43 cm	1357



OPEN CABINET WITH SHELVES

SIZE	CODE
180 x 45 x 43 cm	1307



COMBINED CABINET WITH SHELVES

SIZE	CODE
180 x 45 x 43 cm	1308



NARROW CABINET WITH SHELVES

SIZE	CODE
180 x 45 x 43 cm	1315



COMBINED CABINET SEMI-ENCLOSED

SIZE	CODE
180 x 90 x 43 cm	1317



NARROW CABINET COMBINED WITH SHELVES AND DRAWERS

SIZE	CODE
180 x 45 x 43 cm	1316



CABINET WITH SHELVES AND GLAZED DOORS

SIZE	CODE
180 x 45 x 43 cm	1350



NARROW CABINET WITH SHELVES AND DRAWERS, UPPER PART GLAZED

SIZE	CODE
180 x 45 x 43 cm	1354



NARROW CABINET WITH SHELVES

SIZE	CODE
180 x 45 x 43 cm	1306

WOODEN CABINETS WITH METAL REINFORCEMENT



CLOSED CABINET WITH SHELVES

SIZE	CODE
90 x 90 x 43 cm	1309



OPEN CABINET WITH SHELVES

SIZE	CODE
90 x 90 x 43 cm	1310



CABINET WITH DRAWERS

SIZE	CODE
90 x 90 x 43 cm	1311



SMALL GLASS CABINET WITH SHELVES

SIZE	CODE
90 x 90 x 43 cm	1355



SMALL NARROW CABINET WITH SHELVES AND GLAZED DOORS

SIZE	CODE
90 x 45 x 43 cm	1356



NARROW CABINET WITH SHELVES

SIZE	CODE
90 x 45 x 43 cm	1312



NARROW CABINET WITH SHELVES

SIZE	CODE
90 x 45 x 43 cm	1313



CABINET WITH DRAWERS

SIZE	CODE
90 x 45 x 43 cm	1314



TAMBOUR CABINET

SIZE	CODE
90 x 120 x 43 cm	11070



TAMBOUR CABINET

SIZE	CODE
120 x 120 x 43 cm	11071



TAMBOUR CABINET

SIZE	CODE
150 x 120 x 43 cm	11072




CORNER SUPPLEMENT
90 x 27 x 43 cm

DESCRIPTION	CODE
Corner supplement right	1318
Corner supplement left	1319



SHELF 28 x 150 x 25 cm

DESCRIPTION	CODE
Shelf right	1320
Shelf left	1321



CABINET FOR POST

SIZE	CODE
120 x 90 x 23 cm	1365



CABINET UNDER THE COPIER

SIZE	CODE
60 x 70 x 60 cm	1366



AV CABINET WITH TAMBOUR ON WHEELS, LOCK

SIZE	CODE
180 x 85 x 64 cm	1336



EXTENDER CLOSED

SIZE	CODE
60 x 90 x 43 cm	1341



EXTENSION OPEN

SIZE	CODE
60 x 90 x 43 cm	1342



GLASS CABINET WITH HOOKS FOR KEYS, LOCK

SIZE	CODE
90 x 45 x 15 cm	1345



EXTENDER CLOSED

SIZE	CODE
60 x 90 x 50 cm	1343



EXTENSION OPEN

SIZE	CODE
60 x 90 x 50 cm	1344



GLASS CABINET WITH HOOKS FOR KEYS, LOCK

SIZE	CODE
90 x 90 x 15 cm	1364



**CLOAKROOM OPEN 6 PIECE UNIT
140 X 160 X 50 cm**

DESCRIPTION	CODE
Without top doors	1359
With top doors	1362



Our realisation



OPEN CABINET WITH SHELFs

SIZE

95 x 80 x 40 cm

CODE

B001



CLOSED CABINET WITH SHELFs

SIZE

95 x 80 x 40 cm

CODE

B003



CABINET WITH DRAWERS

SIZE

95 x 80 x 40 cm

CODE

B007



CABINET WITH DRAWERS

SIZE

95 x 80 x 40 cm

CODE

B008



**CLOSED CABINET WITH SHELFs, THE
HANDLE ON TOP**

SIZE

95 x 80 x 40 cm

CODE

B103



**COMBINED CABINET WITH GLAZED
DOORS**

SIZE

95 x 80 x 40 cm

CODE

B106



CLOSED CABINET WITH SHELFs

SIZE

90 x 40 x 40 cm

CODE

B011



**COMBINED CABINET WITH GLAZED
DOORS**

SIZE

95 x 40 x 40 cm

CODE

B012



**CABINET WITH DRAWERS, TOP
SECTION OPEN**

SIZE

95 x 40 x 40 cm

CODE

B013



OPEN CABINET WITH SHELVES

SIZE	CODE
135 x 80 x 40 cm	B014



CLOSED CABINET WITH SHELVES

SIZE	CODE
135 x 80 x 40 cm	B015



COMBINED CABINET WITH GLAZED DOORS

SIZE	CODE
135 x 80 x 40 cm	B016



CABINET WITH SHELVES PARTIALLY CLOSED

SIZE	CODE
135 x 80 x 40 cm	B017



CABINET WITH SHELVES PARTIALLY CLOSED

SIZE	CODE
135 x 80 x 40 cm	B018



CLOSED CABINET WITH SHELVES

SIZE	CODE
185 x 80 x 40 cm	B024



COMBINED CABINET WITH GLAZED DOORS

SIZE	CODE
185 x 80 x 40 cm	B025



CLOSED CABINET WITH SHELVES

SIZE	CODE
135 x 80 x 40 cm	B124



CABINET WITH EIGHT TRAYS - CLEAR

SIZE

77 x 36 x 47 cm

CODE

MIKI1



CABINET WITH EIGHT TRAYS - BLUE

SIZE

77 x 36 x 47 cm

CODE

MIKI2



CABINET WITH EIGHT TRAYS - COLOUR

SIZE

77 x 70 x 47 cm

CODE

MIKI3



**COMBINED CABINET, SHELF /
4 TRAYS - COLOUR**

SIZE

77 x 70 x 47 cm

CODE

MIKI4



**COMBINED CABINET, SHELF /
4 TRAYS - CLEAR**

SIZE

77 x 70 x 47 cm

CODE

MIKI5



**COMBINED CABINET, DOOR /
4 TRAYS - CLEAR**

SIZE

77 x 70 x 47 cm

CODE

MIKI6



**CABINET WITH SIXTEEN TRAYS
- COLOUR**

SIZE

77 x 70 x 47 cm

CODE

MIKI7



**COMBINED CABINET, DOOR /
8 TRAYS - COLOUR**

SIZE

77 x 70 x 47 cm

CODE

MIKI8



**COMBINED CABINET, DOOR /
12 TRAYS - BLUE**

SIZE

77 x 104 x 47 cm

CODE

MIKI9



**COMBINED CABINET, DOOR /
8 TRAYS - COLOUR**

SIZE

77 x 104 x 47 cm

CODE

MIKI10



**COMBINED CABINET, DOOR /
12 TRAYS - CLEAR**

SIZE

77 x 104 x 47 cm

CODE

MIKI11



**COMBINED CABINET, DOOR /
8 TRAYS - CLEAR**

SIZE

77 x 104 x 47 cm

CODE

MIKI12



TWO DOOR WARDROBE - CLOTHES RAIL, 2 X SHELVES ACROSS THE ENTIRE LENGTH OF THE WARDROBE

SIZE	CODE
180 x 90 x 50 cm	1322



TWO DOOR WARDROBE - DIVIDED IN HALF, ONE KEY, CLOTHES RAIL, 2 X SHELVES ACROSS THE ENTIRE LENGTH OF THE WARDROBE

SIZE	CODE
180 x 90 x 50 cm	1323



THREE - PIECE WARDROBE - 2 X SHELVES IN EACH SECTION, CLOTHES RAIL, HOOK

SIZE	CODE
180 x 90 x 50 cm	1325



THREE - PIECE WARDROBE ON A PEDESTAL WITH LOCKS - 2 X SHELVES, CLOTHES RAIL + HOOK IN EACH SECTION

SIZE	CODE
180 x 90 x 50 cm	1329



SIX - PIECE WARDROBE - 2 X HOOK, 1 X BOTTOM SHELF IN EACH SECTION

SIZE	CODE
180 x 90 x 50 cm	1326



TWELVE - PIECE WARDROBE - WITHOUT EQUIPMENT

SIZE	CODE
180 x 90 x 50 cm	1327



CLOSED CABINET, 3 BOXES

SIZE	CODE
185 x 80 x 40 cm	B035



CLOSED CABINET, 6 BOXES

SIZE	CODE
185 x 80 x 40 cm	B036



CLOSED CABINET, 12 BOXES

SIZE	CODE
185 x 80 x 40 cm	B037

Metal cabinets and lockers are made of **high quality steel** and meet fire and safety regulations.

The basic colour of the body is gray RAL 7035 and doors blue RAL 5012 or gray RAL 7035.

Doors in **RAL 1023 yellow**, **RAL 2008 orange**, **RAL 3000 red** and **RAL 6024 green** subject to surcharge.


Standard equipment: **ventilation holes**, **noise reduction silicone seals**, **standard door's reinforcement**, **shelves**, **rail for hangers**, **+ 3 hooks**, **cylinder lock + 2 keys** or **closure for padlock**, **plastic buffer and inner hook**.



RAL 1023



RAL 2008



RAL 3000



RAL 6024

METAL LOCKERS



**SINGLE DOOR LOCKER - SHELF, RAIL,
3 HOOKS, LOCK + 2 KEYS**

SIZE	CODE
120 x 30 x 50 cm	MS35
120 x 40 x 50 cm	MS45



**SINGLE DOOR LOCKER - SHELF, RAIL,
3 HOOKS, LOCK + 2 KEYS**

SIZE	CODE
150 x 30 x 50 cm	S35
150 x 40 x 50 cm	S45




**SINGLE DOOR LOCKER - SHELF, RAIL,
3 HOOKS, LOCK + 2 KEYS**

SIZE	CODE
185 x 30 x 50 cm	SK35
185 x 40 x 50 cm	SK45



**TWO - DOOR LOCKER - SHELVES,
RAIL, 3 HOOKS, LOCK + 2 KEYS**

SIZE	CODE
120 x 50 x 50 cm	MS55
120 x 60 x 50 cm	MS65
120 x 80 x 50 cm	MS85



**TWO - DOOR LOCKER - SHELVES,
RAIL, 3 HOOKS, LOCK + 2 KEYS**

SIZE	CODE
150 x 50 x 50 cm	S55
150 x 60 x 50 cm	S65
150 x 80 x 50 cm	S85



**TWO - DOOR LOCKER - SHELVES,
RAIL, 3 HOOKS, LOCK + 2 KEYS**

SIZE	CODE
185 x 50 x 50 cm	SK55
185 x 60 x 50 cm	SK65
185 x 80 x 50 cm	SK85



**THREE - DOOR LOCKER - SHELVES,
RAIL, 3 HOOKS, LOCK + 2 KEYS**

SIZE	CODE
120 x 75 x 50 cm	MS75
120 x 90 x 50 cm	MS95



**THREE - DOOR LOCKER - SHELVES,
RAIL, 3 HOOKS, LOCK + 2 KEYS**

SIZE	CODE
150 x 75 x 50 cm	S75
150 x 90 x 50 cm	S95



**THREE - DOOR LOCKER - SHELVES,
RAIL, 3 HOOKS, LOCK + 2 KEYS**

SIZE	CODE
185 x 75 x 50 cm	SK75
185 x 90 x 50 cm	SK95

METAL LOCKERS



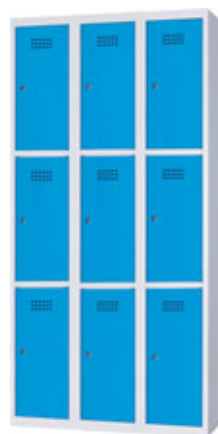
LOCKER ON A PEDESTAL, 3 BOXES

SIZE	CODE
185 x 30 x 50 cm	SBX3



LOCKER ON A PEDESTAL, 6 BOXES

SIZE	CODE
185 x 60 x 50 cm	SBX6



LOCKER ON A PEDESTAL, 9 BOXES

SIZE	CODE
185 x 90 x 50 cm	SBX9




LOCKER ON A PEDESTAL, 4 BOXES

SIZE	CODE
185 x 30 x 50 cm	SBX4



LOCKER ON A PEDESTAL, 8 BOXES

SIZE	CODE
185 x 60 x 50 cm	SBX8



LOCKER ON A PEDESTAL, 12 BOXES

SIZE	CODE
185 x 90 x 50 cm	SBX12



LOCKER ON A PEDESTAL, 5 BOXES

SIZE	CODE
185 x 30 x 50 cm	SBX5



LOCKER ON A PEDESTAL, 10 BOXES

SIZE	CODE
185 x 60 x 50 cm	SBX10




LOCKER ON A PEDESTAL, 15 BOXES

SIZE	CODE
185 x 90 x 50 cm	SBX15




TWO - DOOR LOCKER
185 x 30 x 50 cm

DESCRIPTION	CODE
without internal shelf	SKB35
with internal shelf	SKP35



FOUR - DOOR LOCKER
185 x 60 x 50 cm

DESCRIPTION	CODE
without internal shelf	SKB65
with internal shelf	SKP65



SIX - DOOR LOCKER
185 x 90 x 50 cm

DESCRIPTION	CODE
without internal shelf	SKB95
with internal shelf	SKP95



METAL LOCKERS WITH THE POSSIBILITY OF GRAPHIC PRINTING

Our offer complete new metal lockers with graphic printing on the doors.

The basic color of the body is gray RAL 7047 and doors in RAL 2008 orange, RAL 3020 red, RAL 6018 green, blue RAL 5015, RAL purple RAL 4008 or beige RAL 1001.

Standard equipment: ventilation holes, 1-3 x shelves (depending on locker type), rail for hangers + 2 hooks (according on locker type), coded lock with general key.



**METAL LOCKERS
RAL 7047, RAL 3020**

DESCRIPTION	CODE
180 x 90 x 45 cm	MAXI 3/H




**METAL LOCKERS
RAL 7047, RAL MULTIKOLOR**

DESCRIPTION	CODE
180 x 60 x 35 cm	MAXI 4/H
180 x 60 x 45 cm	MAXI 4/H



**METAL LOCKERS
RAL 7047, RAL 5015**

DESCRIPTION	CODE
180 x 90 x 35 cm	MAXI 6/H
180 x 90 x 45 cm	MAXI 6/H



METAL LOCKERS, RAL 7047, RAL 5015

DESCRIPTION	CODE
137,6 x 90 x 35 cm	MŠ 3



METAL LOCKERS, RAL 7047, RAL 5015

DESCRIPTION	CODE
137,6 x 60 x 35 cm	MŠ 6



METAL LOCKERS, RAL 7047, RAL 5015

DESCRIPTION	CODE
137,6 x 90 x 35 cm	MŠ 9

METAL LOCKERS WITH THE POSSIBILITY OF GRAPHIC PRINTING



**METAL LOCKERS
RAL 7047, RAL 5015**

DESCRIPTION	CODE
140 x 90 x 35 cm	MINI 6/140/5015
160 x 90 x 35 cm	MINI 6/160/5015



**METAL LOCKERS
RAL 7047, RAL 3020**

DESCRIPTION	CODE
140 x 90 x 35 cm	MINI 6/140/3020
160 x 90 x 35 cm	MINI 6/160/3020



**METAL LOCKERS
RAL 7047, RAL 6018**

DESCRIPTION	CODE
140 x 90 x 35 cm	MINI 6/140/6018
160 x 90 x 35 cm	MINI 6/160/6018



**METAL LOCKERS,
RAL 7047, RAL 1001**

DESCRIPTION	CODE
180 x 60 x 35 cm	BOXI 8



**METAL LOCKERS,
RAL 7047, RAL 6018**

DESCRIPTION	CODE
180 x 90 x 35 cm	MINI 6/140/3020



More graphic motives available on www.moderniskola.eu



HOOK RACK WITH WOODEN SHELF

DESCRIPTION	CODE
11 hooks, 100 cm	VES 100
17 hooks, 155 cm	VES 155
23 hooks, 200 cm	VES 200



BENCH

DESCRIPTION	CODE
Bench with mesh 100 cm	LAV 100
Bench with mesh 155 cm	LAV 155
Bench with mesh 200 cm	LAV 200




CLOAKROOM SET 155

DESCRIPTION	CODE
Cloakroom set 155 cm	ŠK 155
Bench 155 cm	LAV 155
Hook rack 155 cm	VES 155
Mesh on wall 145 x 90 cm	RAM 145



FREE STANDING COAT HANGER

DESCRIPTION	CODE
Double sided 190/38 cm	1202
Single sided 190/23 cm	1212



CLOAKROOM MESH ON THE WALL

DESCRIPTION	CODE
Mesh on wall 90 x 90 cm	RAM 90
Mesh on wall 145 x 90 cm	RAM 145
Mesh on wall 190 x 90 cm	RAM 190



SHOES DRYER

DESCRIPTION	CODE
Dryer for 30 pairs 114 x 110 x 55 cm	1449



COAT HANGER CENTIPEDE

DESCRIPTION

Head right,
46 x 157 cm, 11 hooks

CODE

1208




COAT HANGER SNAKE

DESCRIPTION

Hanger for towels, 15 hooks, 120 cm

CODE

1424



COAT HANGER TREE

DESCRIPTION

Coat hanger

CODE

1209



COAT HANGER MODUL

DESCRIPTION

5 pcs hooks, 100 cm
8 pcs hooks, 150 cm
10 pcs hooks, 200 cm

CODE

modul 100
modul 150
modul 200



TROLLEYS

DESCRIPTION

Mobile stand for map 86 x 100 x 54 cm
Mobile stand for balls 86 x 100 x 54 cm
Handling truck 87 x 70 x 45 cm

CODE

1437
1447
1402



DRAWINGS DRYER

DESCRIPTION

Dryer with 15 grids
103 x 94 x 60 cm
Dryer with 30 grids
153 x 94 x 60 cm

CODE

1409
1403





REALISATION

CHEMISTRY AND SCIENCE CLASSROOMS

CHEMISTRY AND SCIENCE CLASSROOMS

We provide **graphic design study** of these special classrooms, **individually, according to the layout options and requirements**. Outside office furniture such as teachers and student work places, we also offer **complete building work involved**. Price includes **graphic design study**, the budget for the furniture and other work, including necessary inspection reports.











REALISATION

AUDITORIUM AND LECTURE ROOMS

AUDITORIUM

Auditorium and lecture rooms can use the **new system**. The seating and appropriate use of modern **audio-visual techniques** can make the very **best use of the room**. The seating system allows you to get **maximum capacity**, and offers users **comfort and convenience**. It is possible to use this system in rooms with both **flat and sloping floors**. The seats are folding and the tables can be **fixed or folding**. Metal parts are **powder-coated**. Seats can be **upholstered or beech laminated plywood**.



 MODERNÍ
ŠKOLA






SWATCH – FABRIC

Unless otherwise indicated, the chairs listed are in **high-quality upholstery fabric Bondai**.

Composition: 100% polyester

- Resistance to abrasion
- 100,000 load cycles
- Cigarette atest 1021-1,2



SWATCH - CABINETS - COLOUR



* All displayed colours are informative, processed by graphics program and are indicative only.

SWATCH – METAL



* All displayed colours are informative, processed by graphics program and are indicative only.

SWATCH – CABINETS – WOOD



SWATCH – EDGE



DESIGN AND DEVELOPMENT

- Design technical solutions
- 3D visualization
- Prototype production
- Drawings

MATERIALS PROCESSING

- Cutting on NC band saws
- CNC bending and rolling of tubes and profiles

WELDING

- Manual welding of structural steel MIG / MAG / TIG
- Robotic welding engineering steel MIG / MAG
- Manual welding of structural steel and stainless steel TIG with automatic feed of cold wire
- MMA welding of aluminium and its alloys by MIG

METAL PRODUCTION


- Turning
- Milling
- Making holes in sheets, profiles and pipes FLOWDRILL method (thermal drilling)
- Threading
- Drilling
- Pressing

POWDER COATING

- Phosphate pretreatment
- Painting epoxy polyester (inner application) and polyester (outdoors applications) colors of RAL, including a transparent varnish

ASSEMBLY AND PACKAGING

- Sub-assembly
- Final assembly and packaging
- Distribution of products by our own transport





Head office:

MODERNÍ ŠKOLA S.R.O.

K Rybníčkům 332

747 81 Otice, Czech Republic

+420 553 821 444

+420 553 821 445

obchod@moderniskola.eu

www.moderniskola.eu

